


# PACIFIC COAST COLLEGIATE SAILING CONFERENCE PACIFIC COAST FALL DINGHY CHAMPIONSHIP

November 14-15, 2015



## SAILING INSTRUCTIONS

The Organizing Authority for the 2015 PCCSC Fall Pacific Coast Championship will be:  
The Pacific Coast Collegiate Sailing Conference (PCCSC),  
The University of California – Santa Barbara Sailing Team (UCSB), and  
The Santa Barbara Yacht Club (SBYC), 130 Harbor Way, Santa Barbara, CA 93109

### 1. RULES

- 1.1 The regatta will be governed by the Rules as defined in *The Racing Rules of Sailing (RRS)*, the Inter-Collegiate Sailing Association (ICSA) Procedural and Class Rules, the PCCSC Standing Rules, and by the Sailing Instructions.
- 1.2 In the event of a disagreement between the Notice of Race (NOR) and these Sailing Instructions (SI's), the SI's will take precedence.

### 2. NOTICES TO COMPETITORS

- 2.1 Notices to competitors and changes to the sailing instructions may be announced verbally at the rotation area or competitor meetings and may be posted on a notice board located near the registration and/or rotation area. Results will be posted as soon as possible online at [collegesailing.org](http://collegesailing.org) on techscore.

### 3. CHANGES TO THE SAILING INSTRUCTIONS

- 3.1 Any change to the sailing instructions will be posted before 1000 on the day it will take effect, except that any change to the schedule of races will be posted by 2000 on the day before it will take effect.

### 4. SIGNALS MADE ASHORE

- 4.1 Signals made ashore will be displayed from a Race Committee (RC) boat near the rotation area. During an onshore postponement, boats shall not leave the beach without permission from the RC.

### 5. SCHEDULE OF EVENTS

#### 5.1 Saturday, November 14

Time	Event	Location
0900	Charters available	UCSB Sailing Dock
0930	Report time & Check-in	City Launch Ramp Area
1000	Competitors meeting	City Launch Ramp Area
1045	First warning signal	Near harbor entrance

#### Sunday, November 15

0930 Report Time & PCCSC Fall Meeting (near the launch ramp area)  
1030 First warning signal  
1500 No Warning Signal after this time

- 5.2 As many races as possible will be sailed and competitors should be ready to rotate quickly and efficiently.

## **6. ROTATIONS / BOATS**

- 6.1 A Varsity team consists of A, B, and C double-handed divisions (six sailors minimum). Each team shall provide two class legal CFJ's and two sets of PCCSC legal sails with their assigned sail numbers on them.
- 6.2 Varsity Course Divisional rotations will take place as shown in 'Attachment B – Schedule of Starts', however it is subject to change depending on racing conditions and may be verbally changed on the water. Shore side personnel will assist in announcing changes at the rotation area.
- 6.3 A JV team will consist of an A and B double-handed division. Divisional rotations will take place approximately every 3 races. Each team shall provide one class legal CFJ and set of PCCSC legal sails with assigned JV sail numbers on them.
- 6.4 All teams will sail their own boat(s) for the duration of the event.
- 6.5 Divisional rotation area for Varsity and JV will be announced at the competitor meeting.

## **7. RACING AREAS**

- 7.1 The racing area will be the Santa Barbara Channel within .5 miles of the harbor entrance. Further description will be given at the competitors meeting.

## **8. COURSES**

- 8.1 Courses will be chosen from 'Attachment A – Course Chart', and will be hailed before the beginning of each start sequence. Courses may also be posted on the Race Committee Signal Boat.

## **9. MARKS**

- 9.1 Turning marks for the Varsity course will be orange or yellow tetrahedrons and the offset mark will be an orange ball as shown in 'Attachment A – Course Chart'.
- 9.2 Turning marks for the JV course will be orange balls.
- 9.3 The starting pin for both Varsity and JV course will be yellow tetrahedrons.

## **10. THE START**

- 10.1 The starting line will be between a staff displaying an orange flag on the RC signal boat at the starboard end and the course side of the port-end starting mark as shown in 'Attachment A – Course Chart'.
- 10.2 The starting sequence shall be as described in Appendix S, with the warning given 3 minutes before the start. Sounds may be whistles or horns.
- 10.3 For the varsity course, the fleet to start will be announced by the race committee and a flag with that fleet's letter will be displayed prior to the warning signal.

## **11. ON COURSE SIDE (OCS)**

- 11.1 The RC may attempt to hail the sail number of a boat OCS, but failure to receive or hear this hail shall not be grounds for redress. The order in which boats are hailed shall not be grounds for redress. It is each boat's responsibility to start correctly.

## **12. CHANGE OF COURSE**

- 12.1 The RC may move any mark of the course without signal before a boat has rounded the previous mark.

## **13. THE FINISH**

- 13.1 For the Varsity Course, the upwind finishing line ('Fin U') will be between a staff displaying an orange flag on the RC finish boat and the course side of the port-end starting mark as shown in 'Attachment A – Course Chart'. The RC Finish Boat may use the offset mark as the finish pin if no windward mark is set.
- 13.2 For the Varsity Course, the downwind finishing line ('Fin D') will be between a staff displaying an orange flag on the RC signal boat and the course side of the starting mark as shown in 'Attachment A

– Course Chart’.

- 13.3 The JV finishing line will be between a staff displaying an orange flag on the RC signal boat and the course side of the finishing mark as shown in ‘Attachment A – Course Chart’.

#### **14. TIME LIMITS AND TARGET TIMES**

- 14.1 There will be no time limit. However, the RC may choose to finish boats ‘on the course’ if their position in the race has been established in order to expedite the next start or rotation.
- 14.2 Target times for races will be as outlined in ICSA Procedural Rule 18(c)(ii).

#### **15. PROTESTS AND REQUESTS FOR REDRESS**

- 15.1 Protest forms will be available at the UCSB dock and at the rotation area.
- 15.2 Protesting boats must notify the RC of their intent to protest immediately following the finish of the race in which the incident occurred. They must also notify the competitor they are protesting immediately.
- 15.1 Protests and request for redress must be delivered to the regatta chairperson or a regatta official no later than 30 minutes after the last boat reaches the shore, after the last race of the day.

#### **16. SCORING**

- 16.1 Scoring shall be completed as described in the Procedural Rules.
- 16.2 The Fall Pacific Coast Championship (Varsity course) regatta will be scored as 2 division (A, B), and 3 division (A, B, C) regattas.
- 16.3 The 2 division varsity results will be used in conjunction with the previous spring coed dinghy conference championship results to determine preference of coed fleet race intersectional regatta selection for the following spring and fall.
- 16.4 The 3 division varsity results will be used in conjunction with the previous spring team race conference championship to determine preference of team race intersectional regatta selection.
- 16.5 The top 16 teams from the PCCSC (2 division varsity scoring) will qualify to sail the Rosebowl Regatta. USC will receive an automatic berth to Rosebowl.
- 16.6 The JV regatta will be scored as a 2 division event.
- 16.7 Results/Scores will be posted at [scores.collegesailing.org](http://scores.collegesailing.org).

#### **17. RECORD OF PARTICIPATION**

- 17.1 RP forms must be completed online on techscore by the end of the event.

#### **18. SUPPORT BOATS & COACHING**

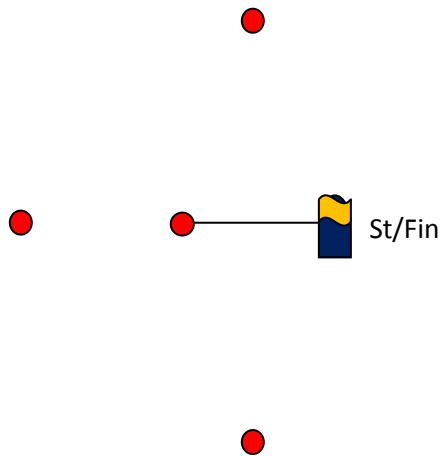
- 18.1 The host school will provide on-water support. Coaching may be done from the rotation area, or from host approved coach boat(s) provided all teams have equal opportunity to have their coaches on these boats.

#### **19. DISCLAIMER OF LIABILITY**

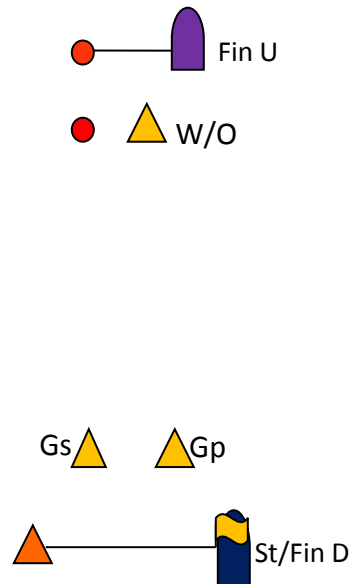
- 19.1 Participants in this event compete entirely at their own risk. See Rule 4, Decision to Race. The organizing authority will not accept any liability for material damage or personal injury sustained in conjunction with or prior to, during, or after the regatta.

# Attachment A - Course Chart

## Courses 1, 2, and 6



## Courses 3, 4, and 5



**Course 1:** St – W(p) – L(p) – Fin

**Course 2:** St – W(p) – L(p) – W(p) – L(p) – Fin

**Course 6:** St – W(p) – R(p) – L(p) – Fin

**Course 3:** St – W/O – Gt – Fin U

**Course 4:** St – W/O – Gt – W/O – Fin D

**Course 5:** St – W/O – Gt – W/O – Gt – Fin U

### Notes:

- 'W/O' denotes a weather mark followed by an offset mark, both rounded to port.
- 'Gs' and 'Gp' denotes a gate, where 'Gs' is rounded to starboard and 'Gp' is rounded to port.
- The 'Fin U' line may use the offset mark as the finish pin if no weather mark is set.
- The windward mark and the gate marks will be orange or yellow tetrahedrons.
- The windward offset mark will be an orange ball.
- The starting pins will be tetrahedrons or orange balls.