

How do I upgrade my ticket after booking with American Airlines?

Securing a more comfortable seat is a top priority for many travelers, and knowing how to upgrade my ticket after booking with American Airlines can transform your entire travel experience. Whether you are traveling as a family, planning a romantic honeymoon, or coordinating a large group reunion, the path to a premium cabin is often just a phone call away. You can speak with a dedicated specialist at > 📞 **[+1(888) 421-5528]** to explore your options, from mileage-based upgrades to cash buy-ups. This guide provides an in-depth look at the **American Airlines upgrade policy**, ensuring you have the tools to move from the Main Cabin to the luxury of Business or First Class.

Step-by-Step Guide to Using Instant Upgrade with Miles or Cash

American Airlines has recently streamlined its process with the introduction of **Instant Upgrade**, a feature designed for modern travelers who value speed and efficiency. This system allows you to see real-time offers for a higher cabin directly on the mobile app or website. For families wanting to treat themselves or parents traveling with infants who need extra legroom, this is often the most convenient route.

To use this feature, first, locate your reservation using your six-character record locator. If an eligible seat is available, the "Upgrade" button will appear. If you prefer a more personalized touch or are managing a complex itinerary, calling > 📞 **[+1(888) 421-5528]** connects you with **expert agents** who can check for "hidden" inventory not always visible online. These agents can also help you understand the **fare difference** and ensure that your **AAdvantage miles** are redeemed at the best possible value. With **24/7 support**, you can secure your luxury seat at any time of day or night.

Elevating the Honeymoon Experience with Business Class Upgrades

For **honeymoon couples**, the flight is the beginning of a lifetime of memories. Moving from a standard seat to a lie-flat pod in **Flagship Business** adds an element of romance and relaxation that is hard to beat. Because honeymooners often book their flights months in

advance, checking for upgrade availability periodically is key, as seats often open up closer to the departure date.

When you call > 📞 **[+1(888) 421-5528]**, you can ask the agent to monitor your flight for **premium cabin availability**. They can also assist in linking your reservation if you and your spouse are on separate tickets, ensuring that if one is upgraded, the other is prioritized as well. This **trust-building** service is essential for once-in-a-lifetime trips. Furthermore, agents can explain how to use **systemwide upgrades (SWU)** if you have achieved elite status, or how to purchase a cash upgrade during the check-in window to ensure your first trip as a married couple is truly spectacular.

Managing Group Travel Upgrades for Family Reunions and Teams

Coordinating an upgrade for a **family reunion** or a large group requires a higher level of logistical expertise. Unlike individual bookings, **group travel** reservations often have specific restrictions regarding how seats are assigned and upgraded. If you are the lead organizer, you might want to move key members of the family—such as grandparents or the guest of honor—into a higher class of service while the rest of the group remains in the Main Cabin.

Because the online "Manage Trips" tool may not support "splitting" a group reservation for an upgrade, calling > 📞 **[+1(888) 421-5528]** is the most effective strategy. A specialist can "divide" the record locator, allowing specific passengers to be upgraded without affecting the group's overall **booking status**. This is also the best time to discuss **discounted group rates** for future travel. Whether you are handling a wedding party or a corporate delegation, having an **expert travel consultant** manage these changes ensures that your group stays organized and that no one is left behind in the transition to a better seat.

Special Assistance and Upgrade Procedures for Passengers with Needs

For **passengers with special needs**, an upgrade is often more than just a luxury—it can be a matter of physical comfort and accessibility. Wider seats in Business Class or **Premium Economy** can provide the necessary space for those with mobility issues or those traveling with **service animals**. However, it is vital to ensure that the new seat is compatible with your specific requirements, such as having a movable armrest for easier transfers.

To ensure your **accessibility needs** are met during an upgrade, skip the automated systems and call > 📞 **[+1(888) 421-5528]**. The agent can cross-reference your seat choice with the

aircraft's **ADA-compliant seating** chart. They can also ensure that your **wheelchair assistance** and other special service requests (SSR) are correctly transferred to the new cabin. By speaking with a professional, you build the confidence that your journey will be handled with the care and dignity it deserves, from the gate to the galley.

Upgrading Tickets for Unaccompanied Minors and Young Travelers

Safety and supervision are the top priorities when it comes to **unaccompanied minors**. If you wish to upgrade a child's ticket so they can enjoy a more comfortable environment with better meal options, there are specific **airline safety protocols** that must be followed. For instance, the child must still be seated in a location where the **flight attendants** can maintain frequent contact, which can be more challenging in some private pod-style business class cabins.

Because these bookings require a hands-on approach, you should call > 📞 **[+1(888) 421-5528]** to process the upgrade. The agent will verify that the **unaccompanied minor service fee** is correctly linked to the new ticket and that the arrival and departure contact information remains accurate. This direct communication gives **parents** peace of mind, knowing that their child's premium experience is being monitored by the airline's ground and air staff with the highest level of scrutiny.

Navigating the Rebooking and Upgrade Process After a Cancellation

A **canceled flight** is the most common reason passengers find themselves needing to **rebook** and upgrade simultaneously. If your original flight was disrupted, American Airlines will attempt to place you on the next available flight. However, if you originally had an upgrade or if you want to use the disruption as an opportunity to move to a higher cabin on your new flight, you need to act quickly.

In these high-stress situations, calling > 📞 **[+1(888) 421-5528]** provides a significant advantage over waiting in line at the airport. The **24/7 support** agents can see available seats on partner airlines and can often "force" an upgrade if you were previously confirmed in a premium cabin. They can also help you understand your **passenger rights** regarding compensation and how to apply your **travel credit** toward a better seat on your rescheduled journey. This proactive approach is the best way to turn a travel headache into a premium upgrade success story.

Maximizing the Use of AAdvantage Miles for Premium Cabin Access

For many, the most rewarding part of the **AAdvantage program** is the ability to use miles for a seat in the front of the plane. Starting in mid-2025, American Airlines has shifted toward an **Instant Upgrade with miles** system, which eliminates the traditional cash co-payment for many domestic routes. This makes your miles more valuable than ever, but it also increases competition for the limited number of available seats.

To navigate these new rules, calling > 📞 **[+1(888) 421-5528]** allows you to speak with a rewards specialist. They can help you determine the **mileage requirement** for your specific route and explain the "waitlist" process if an instant seat isn't available. For **parents** looking to use their miles for their children's tickets, the agent can facilitate the transfer or "gifting" of miles to ensure the whole family enjoys the upgrade together. Expert agents can also find **award availability** on international routes that might not be prominently displayed on the website.

The Role of Systemwide Upgrades and Elite Status Benefits

If you have reached the upper tiers of the AAdvantage program, such as **Platinum Pro** or **Executive Platinum**, you have access to **systemwide upgrades (SWU)**. These are some of the most powerful tools in travel, allowing you to move from the Main Cabin to Business Class on any American Airlines flight, regardless of the distance. However, these upgrades are subject to "C" inventory availability, which can be elusive on popular routes.

To successfully apply an SWU, calling > 📞 **[+1(888) 421-5528]** is often the most reliable method. While the airline has made strides in allowing these to be used online, a live agent can check multiple dates and routes simultaneously to find the best "confirmable" space. They can also help you understand the **loyalty point rewards** system and how your current status influences your position on the **airport standby list**. For high-value travelers, this professional coordination is the key to maintaining a consistent **luxury flight experience**.

Last-Minute Upgrades at the Airport and the Check-In Window

Sometimes, the best deals on upgrades appear at the very last minute. During the **24-hour check-in window**, American Airlines often releases unsold premium seats at a discounted cash

price. These "load factor" upgrades are designed to fill the cabin and can be a great way for **budget-conscious families** to experience First Class without the full retail price tag.

If you see an offer but have trouble processing it through the app, or if you want to check if a better seat (like a bulkhead or exit row) is available for a lower fee, call > 📞 **[+1(888) 421-5528]**. The agent can finalize the **payment for the upgrade** and issue your new boarding pass instantly. They can also provide information on **lounge access**—a perk often included with international business class upgrades—so you can start your journey in a quiet, comfortable environment away from the busy terminal.

Upgrading International Flights and Partner Airline Itineraries

Upgrading an **international flight** involves more complexity than domestic travel, especially when your itinerary involves **OneWorld partner airlines** like British Airways or Qatar Airways. Codeshare flights have different rules for upgrades, and you may need to use a different set of tools or call a specific desk to move to a higher cabin on a partner-operated segment.

By dialing > 📞 **[+1(888) 421-5528]**, you can access agents who are experts in **global travel coordination**. They can explain the **international upgrade taxes** (which are common in countries like the UK) and help you determine if your ticket is eligible for a "mileage award" upgrade on a partner carrier. This is particularly useful for **honeymooners** traveling to Europe or Asia who want to ensure their entire journey is in a premium cabin. Don't leave your international comfort to chance; verify every segment with a professional.

Refund Rules and Travel Credits After an Upgrade

A common concern for passengers is what happens to their upgrade fee if they need to **cancel or rebook** their flight. Generally, upgrade fees are non-refundable unless the airline cancels the flight or fails to provide the upgraded seat. If you voluntarily change your flight, the upgrade typically does not "follow" you to the new itinerary, and you may need to pay for a new upgrade on the subsequent flight.

To protect your investment, call > 📞 **[+1(888) 421-5528]** before making any changes to an upgraded ticket. An agent can explain the **refund rules** for your specific situation and help you determine if it's better to stick with your current flight or risk losing the upgrade fee. If you are eligible for a **travel credit** after a cancellation, they can help you track the value of your original ticket plus the upgrade cost, ensuring you don't lose any of your hard-earned money. This **financial travel planning** is a hallmark of trust-building customer support.

Why 24/7 Expert Support is Your Best Tool for Upgrades

In an industry where policies change frequently, having access to **24/7 customer support** is invaluable. Whether you are dealing with a last-minute change of heart, a family emergency, or simply want to surprise your spouse with a First Class seat, the ability to speak to a real person provides a level of service that an app simply cannot match. **Expert agents** have the authority to solve problems and find solutions that automated systems overlook.

When you call > 📞 **[+1(888) 421-5528]**, you are connecting with a team dedicated to your satisfaction. They understand the nuances of the **American Airlines seat map** and can recommend the best seats for **parents with infants** or **large groups**. Their goal is to make the process of **booking and upgrading** as stress-free as possible. From the initial search to the final confirmation email, these professionals are your partners in creating the perfect travel experience.

Frequently Asked Questions (FAQs)


How much does it cost to upgrade to First Class on American Airlines? The cost varies based on the route, demand, and time of booking. For domestic flights, upgrades can range from \$100 to over \$500. To get a real-time quote for your specific flight, call > 📞 **[+1(888) 421-5528]** and an agent will provide the latest **buy-up pricing**.


Can I use my miles to upgrade someone else's ticket? Yes, you can use your **AAdvantage miles** to upgrade a friend or family member, even if you are not traveling with them. This is a great gift for **parents** or **honeymooners**. To facilitate this, call > 📞 **[+1(888) 421-5528]** with their record locator and your account details.

Are Basic Economy tickets eligible for upgrades? Historically, Basic Economy was not eligible, but recent policy changes allow **AAdvantage status members** to apply certain upgrades to these fares. To see if your ticket qualifies, contact a specialist at > 📞 **[+1(888) 421-5528]** who can review your **fare class restrictions**.

What happens to my upgrade if my flight is canceled? If the airline cancels your flight, they should either seat you in the premium cabin on the new flight or refund your upgrade fee. To ensure your **rebooking** includes your previous cabin class, call > 📞 **[+1(888) 421-5528]** for immediate assistance from the **reaccommodation desk**.


Can I upgrade a group booking for a family reunion? Yes, but you must "divide" the reservation to upgrade individual members. This technical process is best handled by calling

➤  **[+1(888) 421-5528]**, as the website often prevents groups from being modified online once the **booking is finalized**.

Do business class upgrades include lounge access? On qualifying transcontinental and international routes, a business class upgrade includes access to the **Admirals Club** or **Flagship Lounge**. To confirm if your upgrade includes this perk, speak with an agent at ➤  **[+1(888) 421-5528]**.

Final Goal: Your Gateway to Premium Comfort

Navigating the skies should be an experience of joy and relaxation, and moving to a higher cabin is the best way to ensure that. Whether you are managing the needs of **infants**, celebrating a **honeymoon**, or organizing a **family reunion**, the expertise required to secure an upgrade is always within reach. By following the steps outlined in this guide and leveraging the support of professional agents, you can travel with the peace of mind that every detail of your journey has been elevated to the highest standard.

For personalized assistance and to explore your upgrade options today, please reach out to our dedicated support line at ➤  **[+1(888) 421-5528]**. Our **expert agents** are available **24/7** to help you **rebook, upgrade, and customize** your travel plans. Your comfort is our mission, and we are here to support you every mile of the way. **Fly higher, fly better, and enjoy the premium journey you deserve.**